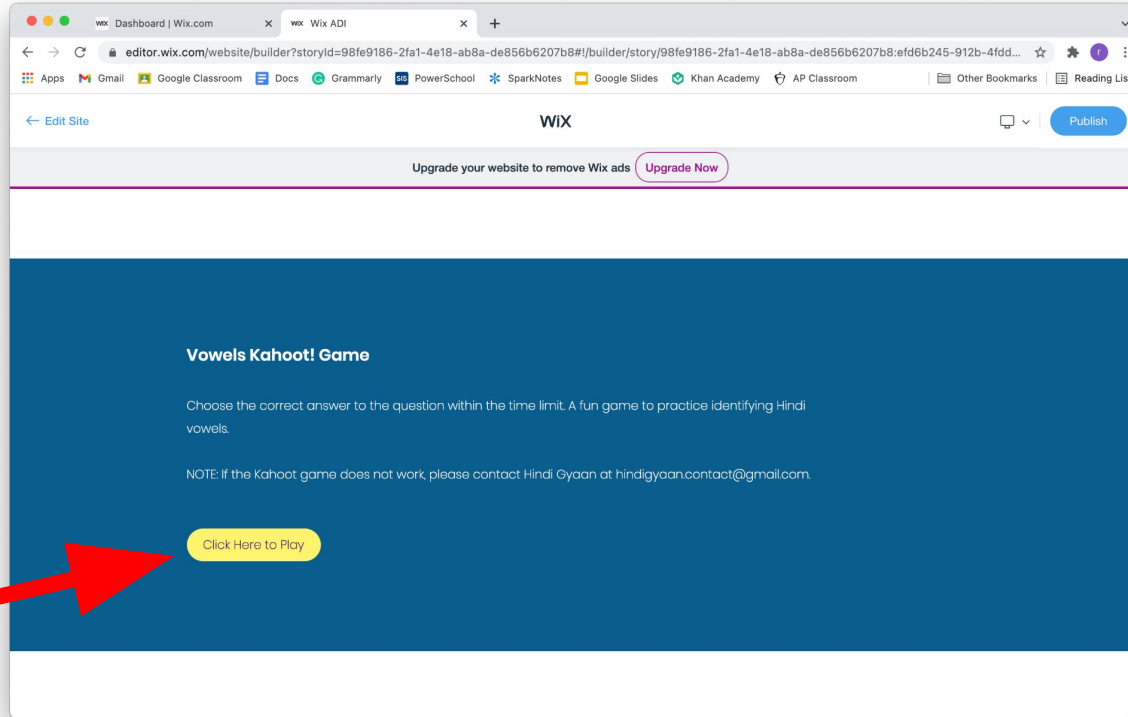


HOW TO PLAY KAHOOT!

अस्वीकरण: KAHOOT खेलने के लिए आपको दो अलग-अलग उपकरणों का उपयोग करने की आवश्यकता होगी

Hindi Gyaan Website Tutorial

हिंदी ज्ञान वेबसाइट पर शुरू करें, और "CLICK HERE TO PLAY" बटन पर क्लिक करें।



बटन क्लिक करने के बाद, आपको यह पेज दिखाई देगा:

The screenshot shows a web browser window displaying a Kahoot! quiz page. The browser's address bar shows the URL: `create.kahoot.it/share/beginner-1-swar-vowels/5de5e08f-016b-4982-9780-5c5b285448ab`. The page features the Kahoot! logo at the top left. On the left side, the title 'Beginner-1 Swar/Vowels' is displayed, along with statistics: 0 favorites, 4 plays, and 3 players. It is identified as a 'public kahoot' created by 'hindigyaan' 1 year ago. The main content area is titled 'New to Kahoot!?' and includes a welcome message, a 'Sign up' button, a 'Play as guest' button, and a link to 'Log in' for existing users. Below this, the quiz questions are listed: '1 - Quiz: What sound does this vowel make?' with the Hindi character 'अ' and a 20-second timer; '2 - Quiz: What sound does this vowel make?' with the Hindi character 'आ' and a 20-second timer; and '3 - Quiz: What sound does this vowel make?' with the Hindi character 'इ' and a 20-second timer. A 'Show answers' button is located at the top right of the question list.

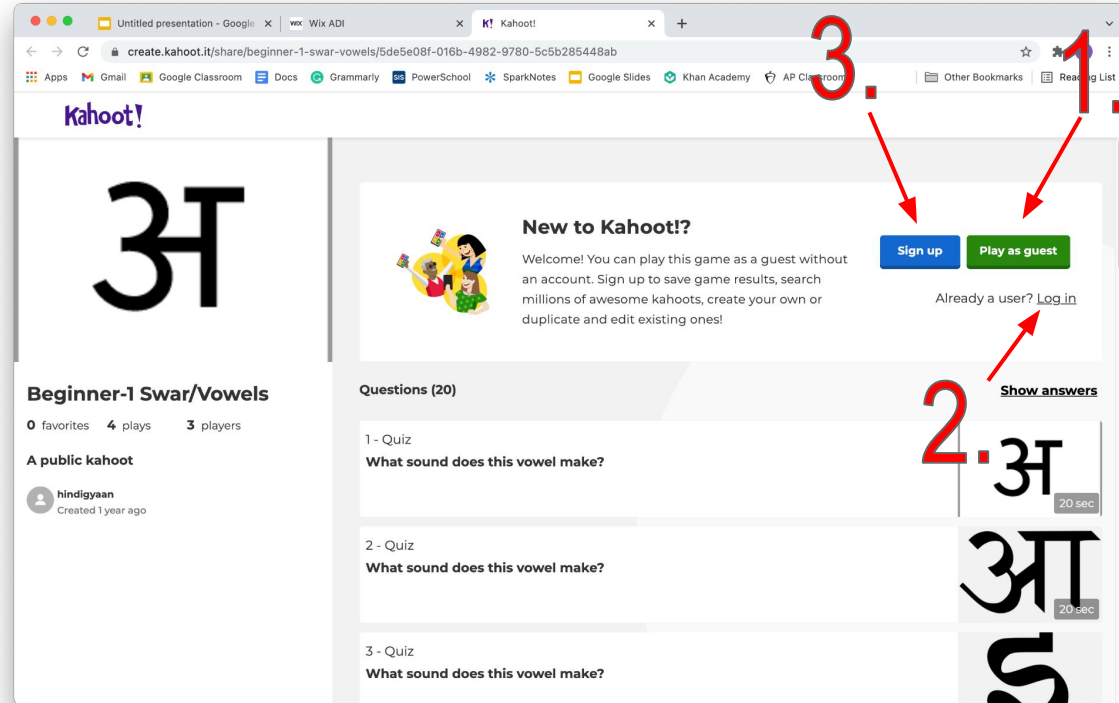
गेम खेलने के लिए, नीले बटन या हरे बटन पर क्लिक करें।

विकल्प १. यदि आप अतिथि के रूप में खेलना चाहते हैं, तो हरे रंग के "PLAY AS GUEST" बटन पर क्लिक करें।

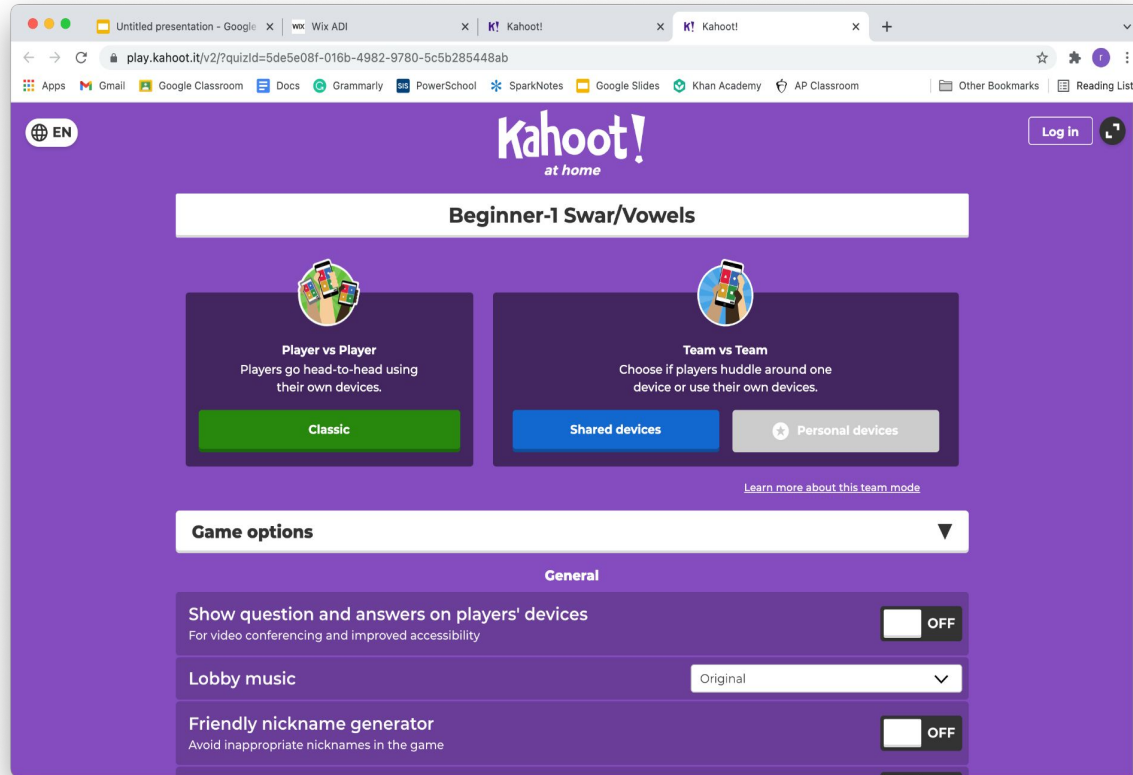
विकल्प २. यदि आपके पास एक KAHOOT खाता है, तो "LOG IN" शब्दों पर क्लिक करें, और गेम खेलने के लिए अपने KAHOOT खाते में लॉग इन करें।

विकल्प ३. यदि आप एक खाता बनाना चाहते हैं, तो नीले "SIGN UP" बटन पर क्लिक करें, और निर्देशों का पालन करें।

हिंदी ज्ञान KAHOOT गेम के लिए KAHOOT खाते की आवश्यकता नहीं होती है, लेकिन आपकी प्रगति को बचाने के लिए एक होने की सिफारिश की जाती है।



फिर आप गेम शुरू करने के लिए इस पेज को देखेंगे:



EN

Kahoot! at home

Log in

Beginner-1 Swar/Vowels

Player vs Player
Players go head-to-head using their own devices.

Classic

Team vs Team
Choose if players huddle around one device or use their own devices.

Shared devices **Personal devices**

[Learn more about this team mode](#)

Game options

General

Show question and answers on players' devices
For video conferencing and improved accessibility OFF

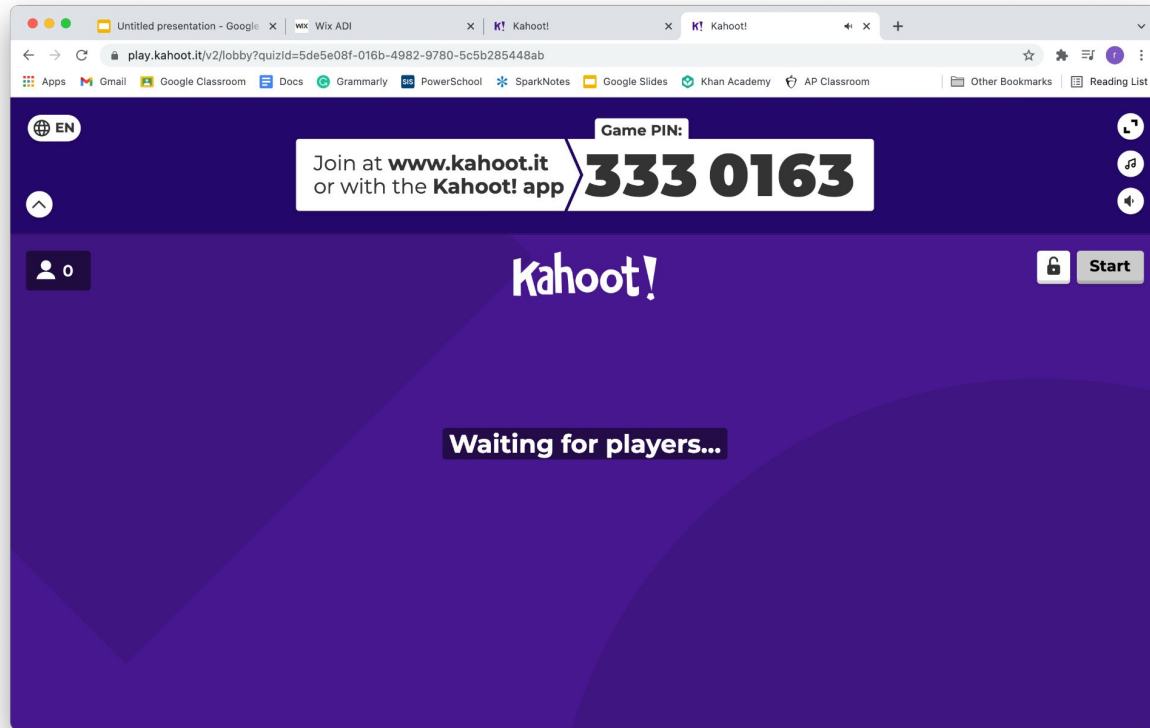
Lobby music ▾

Friendly nickname generator
Avoid inappropriate nicknames in the game OFF

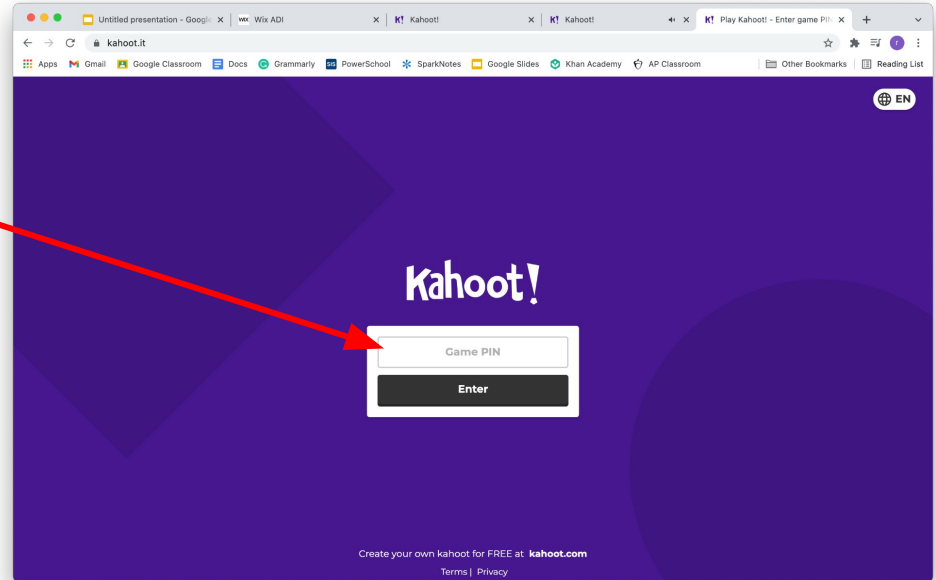
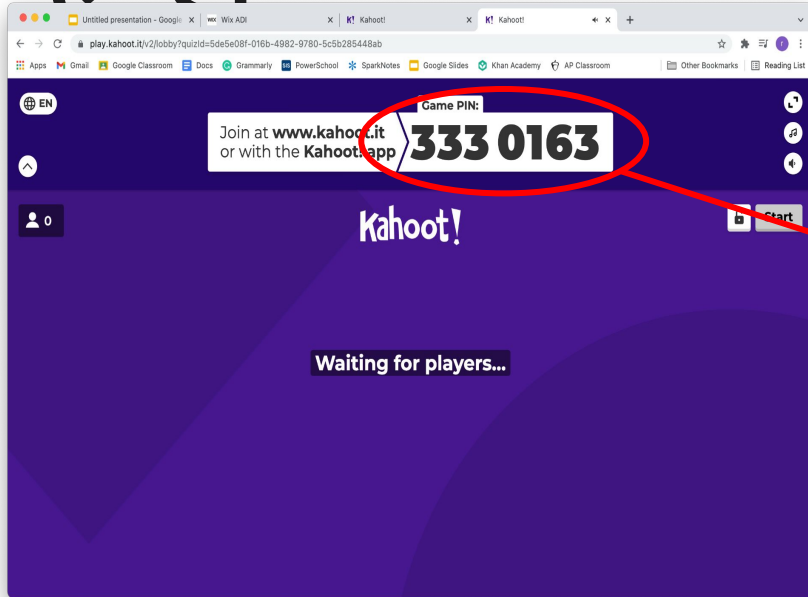
खेल शुरू करने के लिए, हरे रंग के "CLASSIC" बटन पर क्लिक करें

The screenshot shows the Kahoot! interface for a game titled "Beginner-1 Swar/Vowels". The page has a purple background. At the top, there's a navigation bar with the Kahoot! logo and "at home" text, a "Log in" button, and a language selector set to "EN". Below the title, there are two main options: "Player vs Player" and "Team vs Team". The "Player vs Player" option is highlighted with a red circle and contains a green "Classic" button. The "Team vs Team" option contains a blue "Shared devices" button and a grey "Personal devices" button. Below these options is a "Game options" section with a dropdown arrow. Under "General", there are three settings: "Show question and answers on players' devices" (OFF), "Lobby music" (set to "Original"), and "Friendly nickname generator" (OFF).

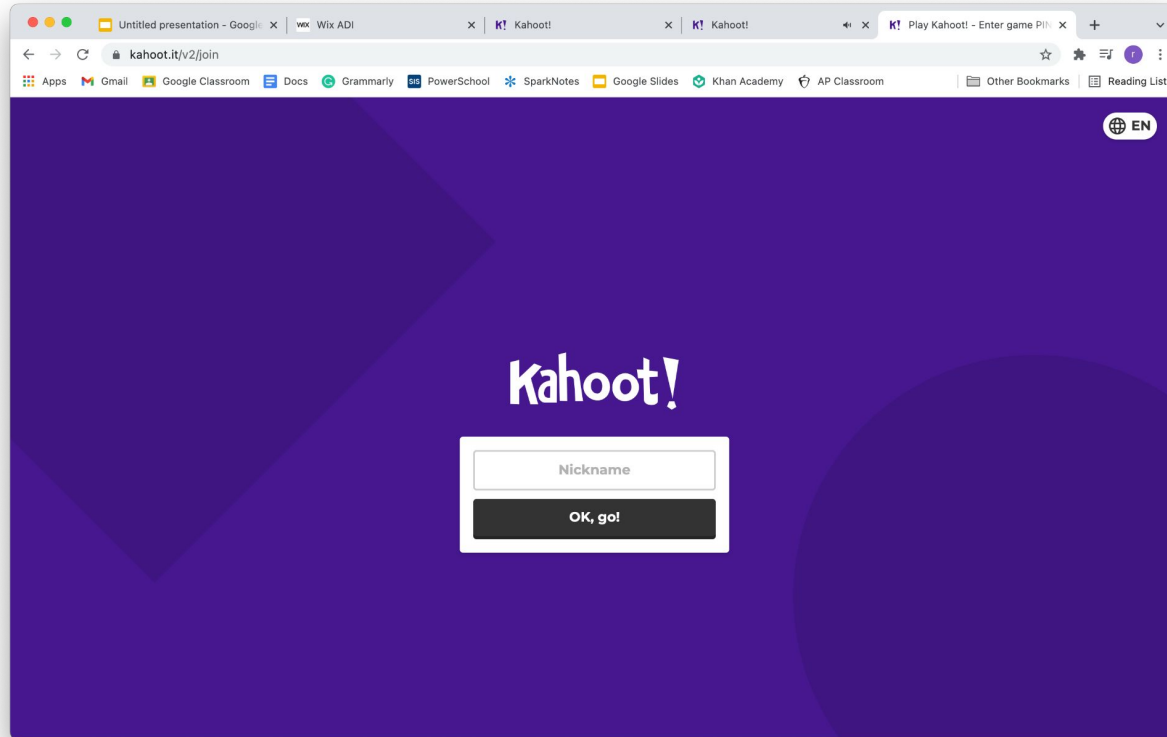
फिर आपको यह स्क्रीन दिखाई देगी:



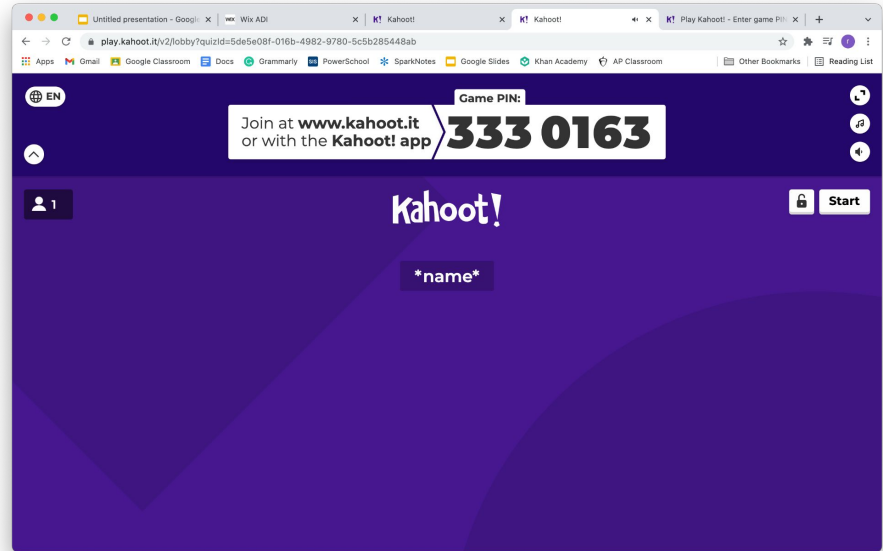
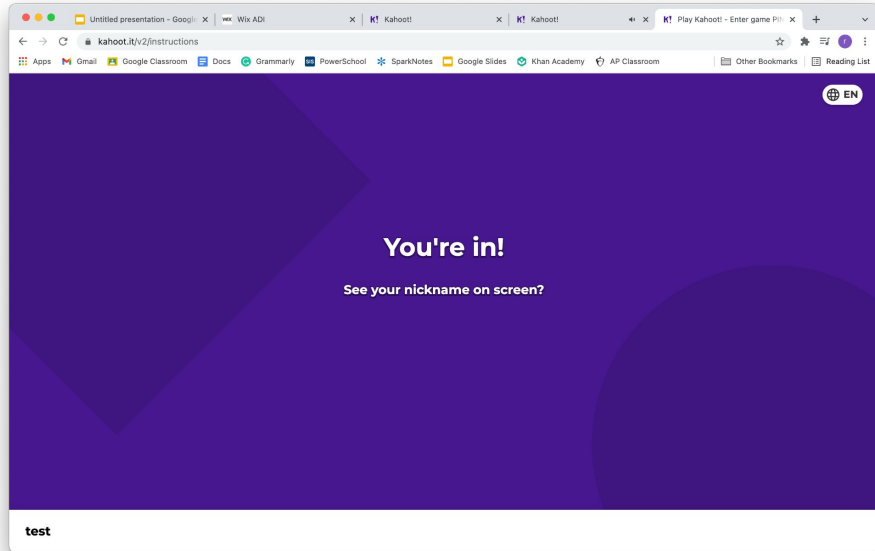
दूसरे, अलग डिवाइस पर, अपने ब्राउज़र पर
WWW.KAHOOT.IT पर जाएं और गेम पिन दर्ज करें जो
आपको अपने पहले डिवाइस की स्क्रीन पर दिखाई
देता है।



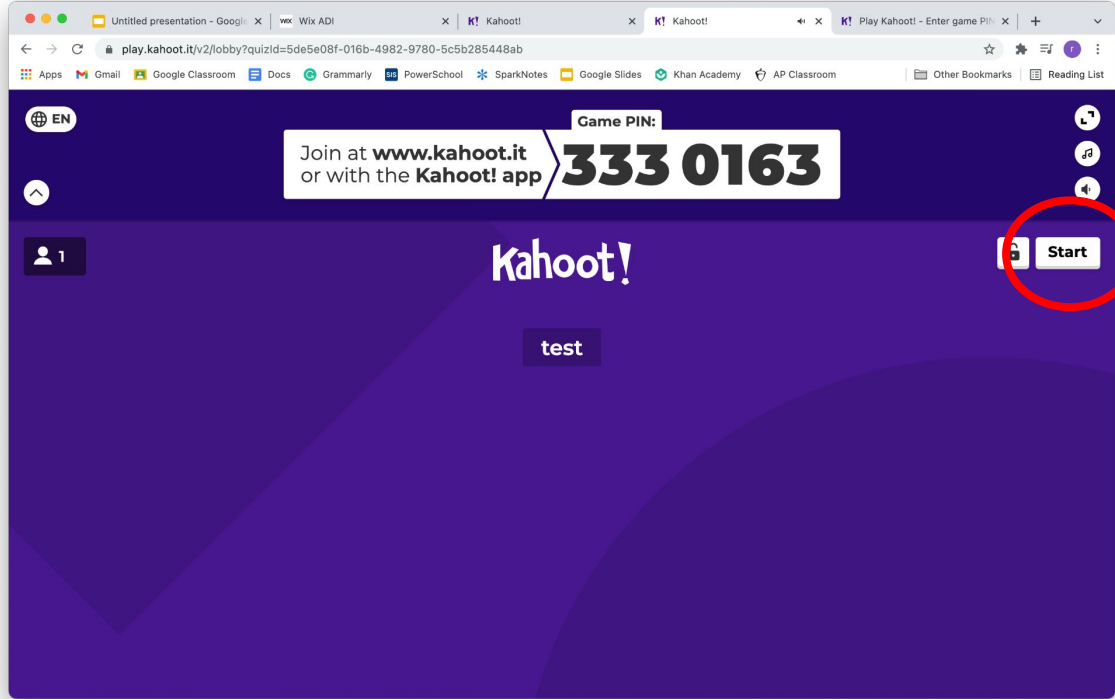
अपना नाम दर्ज करें और "OK, GO!" पर क्लिक करें:



जब आप खेल में प्रवेश कर जाते हैं तो आप इसे अपनी दोनों स्क्रीन पर देखेंगे:



खेल शुरू करने के लिए दाएं कोने में सफेद "START" बटन दबाएं।



खेल खेलें! उस रंगीन बटन पर क्लिक करें जो आपके अनुसार सही उत्तर के अनुरूप हो।

What sound does this vowel make?

5

अ

0 Answers

▲ oo

◆ a

● e

■ aa

1/20 kahoot.it Game PIN: 3330163

Detailed description: This is a screenshot of a Kahoot! quiz question. The question asks "What sound does this vowel make?" and shows the Hindi vowel 'अ' (a) in a white box. To the left of the box is a purple circle with the number '5'. To the right is a '0 Answers' counter. Below the question are four colored buttons: a red button with a white triangle and 'oo', a blue button with a white diamond and 'a', a yellow button with a white circle and 'e', and a green button with a white square and 'aa'. At the bottom, it shows '1/20' and the Kahoot! logo with the game PIN '3330163'.

1 of 20 Quiz

▲

◆

●

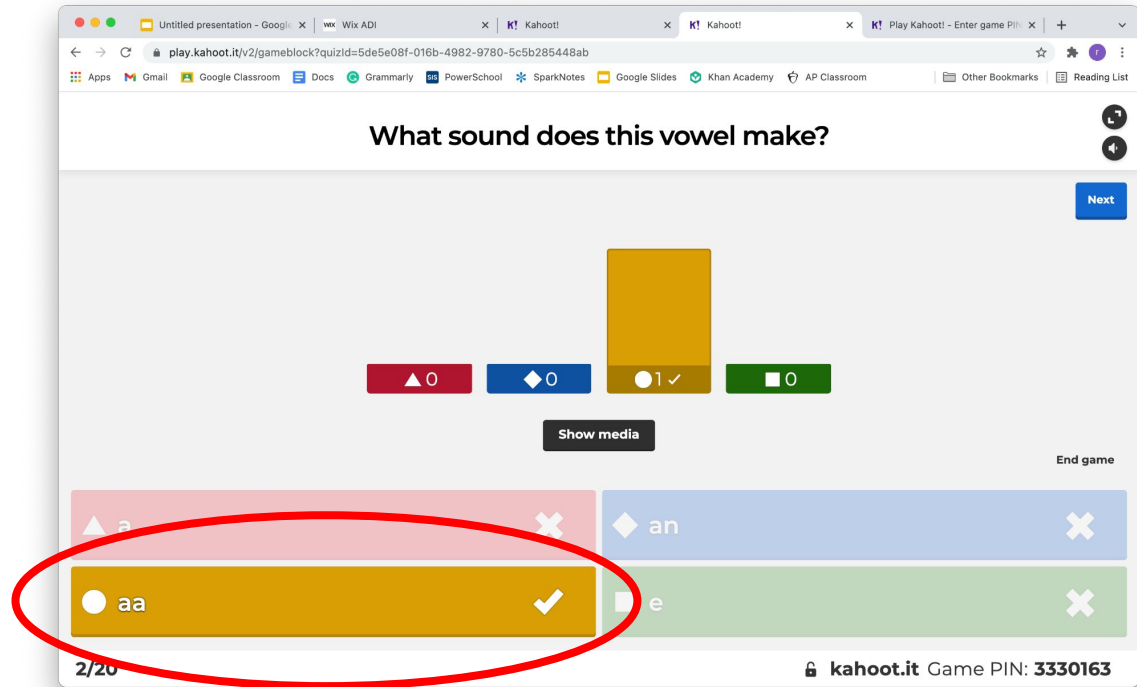
■

name

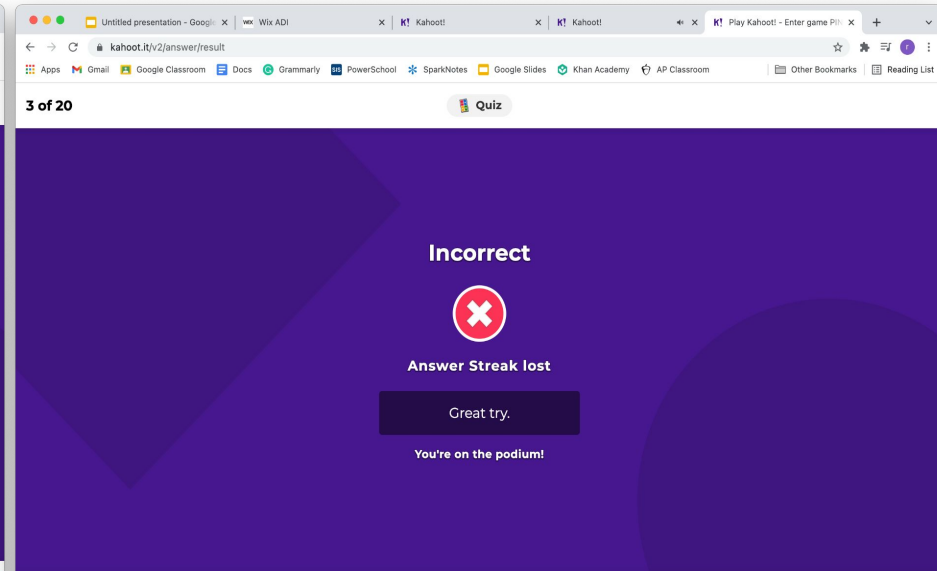
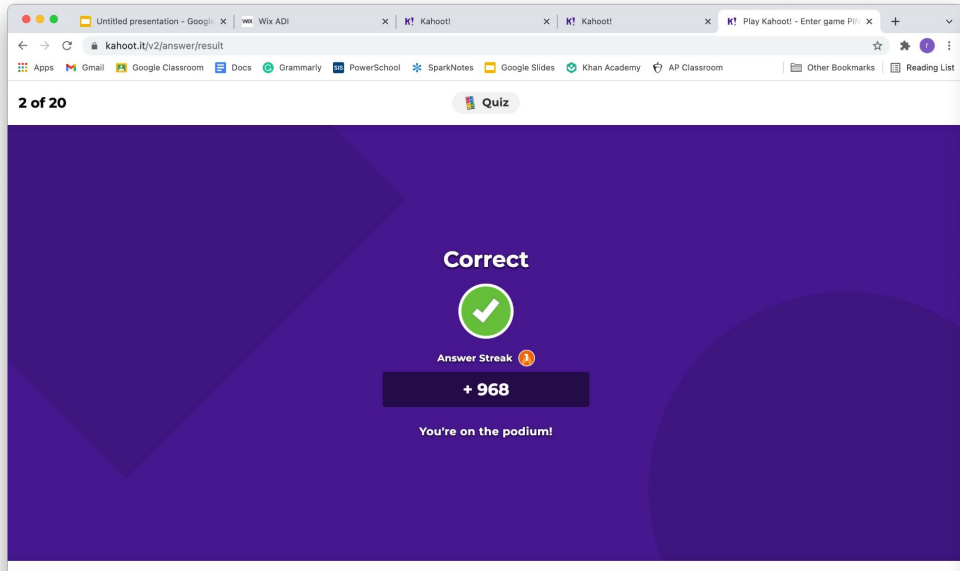
0

Detailed description: This is a screenshot of a Kahoot! quiz question. It shows a 2x2 grid of colored buttons: a red button with a white triangle, a blue button with a white diamond, a yellow button with a white circle, and a green button with a white square. Above the grid, it says '1 of 20 Quiz'. Below the grid, there is a text input field labeled '*name*' and a '0' counter.

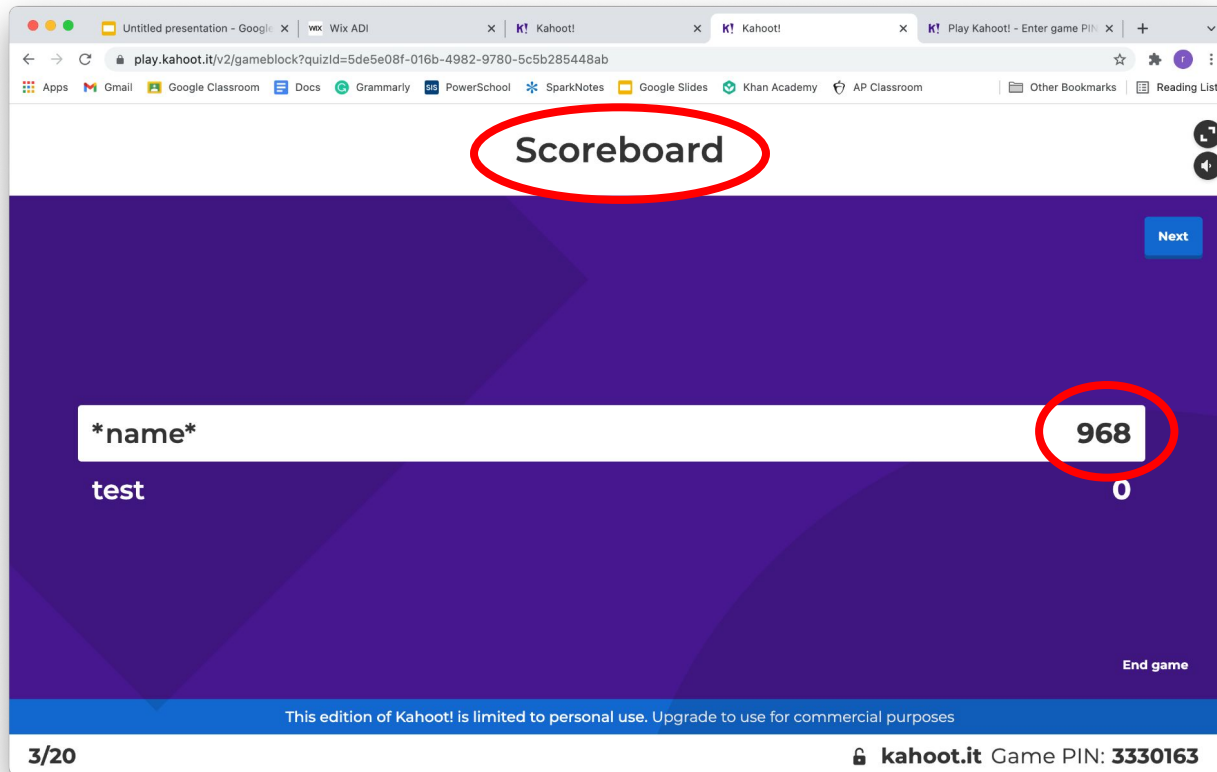
जब समय समाप्त हो जाता है, तो सही उत्तर को उसके आगे एक चेक मार्क के साथ बोल्ड किया जाएगा। गलत उत्तरों को फीका कर दिया जाएगा और उनके आगे एक "X" होगा।



समय समाप्त होने पर, आपकी स्क्रीन आपको बताएगी कि आपने प्रश्न सही किया या गलत।



अधिक से अधिक अंक एकत्र करने का प्रयास करें!



The image shows a browser window displaying a Kahoot! scoreboard. The browser's address bar shows the URL `play.kahoot.it/v2/gameblock?quizId=5de5e08f-016b-4982-9780-5c5b285448ab`. The page title is "Scoreboard". A red circle highlights the word "Scoreboard". Below the title, there is a "Next" button. A white input field contains the text "*name*" and a score of "968" is displayed to its right, also circled in red. Below the input field, the text "test" is visible. At the bottom right, there is an "End game" button. The footer of the page includes the text "This edition of Kahoot! is limited to personal use. Upgrade to use for commercial purposes" and the Kahoot! logo with the text "kahoot.it Game PIN: 3330163". The page number "3/20" is shown in the bottom left corner.

Scoreboard

Next

name 968

test 0

End game

This edition of Kahoot! is limited to personal use. Upgrade to use for commercial purposes

3/20 kahoot.it Game PIN: 3330163

जब आप अगले प्रश्न पर जाना चाहते हैं तो नीले "NEXT" बटन पर क्लिक करें।

The screenshot shows a web browser window with a Kahoot! quiz. The question is "What sound does this vowel make?". Below the question is a bar chart with four bars: a red bar with a triangle and '0', a blue bar with a diamond and '0', a yellow bar with a circle and '1 ✓', and a green bar with a square and '0'. Below the bar chart is a "Show media" button. At the bottom, there are four answer options: 'a' (pink), 'an' (blue), 'aa' (yellow), and 'e' (green). The 'aa' option is marked as correct with a checkmark. A red circle highlights the "Next" button in the top right corner of the quiz area.

What sound does this vowel make?

▲ 0 ◆ 0 ● 1 ✓ ■ 0

Show media

End game

▲ a ◆ an

● aa ■ e

2/20

kahoot.it Game PIN: 3330163

आनंद लें और
हिंदी ज्ञान के
साथ खेलने के
लिए धन्यवाद!